

Scaled data based on original data using  
LM-79-08 Approved Method: Electrical and Photometric Measurements of Solid-  
State Lighting Products

Test Report Prepared for  
Cooper Lighting Solutions  
(formerly Eaton)

Brand: McGRAW-EDISON

Report Number: P387151

Luminaire Tested: **GWC-SA2D-827-U-T2**

Issue Date: 3/3/2020

**Test Information**

Test Method: LM-79-08  
Report Number: P387151  
TEST IS SCALED FROM IESNA LM-79-08 TEST DATA (G2-1903-205-12)  
Test Lab: INNOVATION CENTER  
Issue Date: 3/3/2020  
Manufacturer: COOPER LIGHTING SOLUTIONS (FORMERLY EATON)  
Product Line: MCGRAW-EDISON  
Catalog Number: GWC-SA2D-827-U-T2  
Description: GALLEON WALL LUMINAIRE  
(2) 80 CRI, 2700K, 1200mA LIGHTSQUARES WITH 16 LEDS EACH AND TYPE II OPTICS  
Light Source: -  
Ballast/Driver: ELECTRONIC DRIVER

**Summary**

Lumens per Lamp: N/A  
Luminaire Lumens: 11682 lumens  
Efficiency: N/A  
Efficacy: 91.3 lumens/watt  
Luminous Opening: Rectangular (W 1' x L: 0.5' x H: 0')  
IES Classification: Type III - Medium  
BUG Rating: B2 - U0 - G2

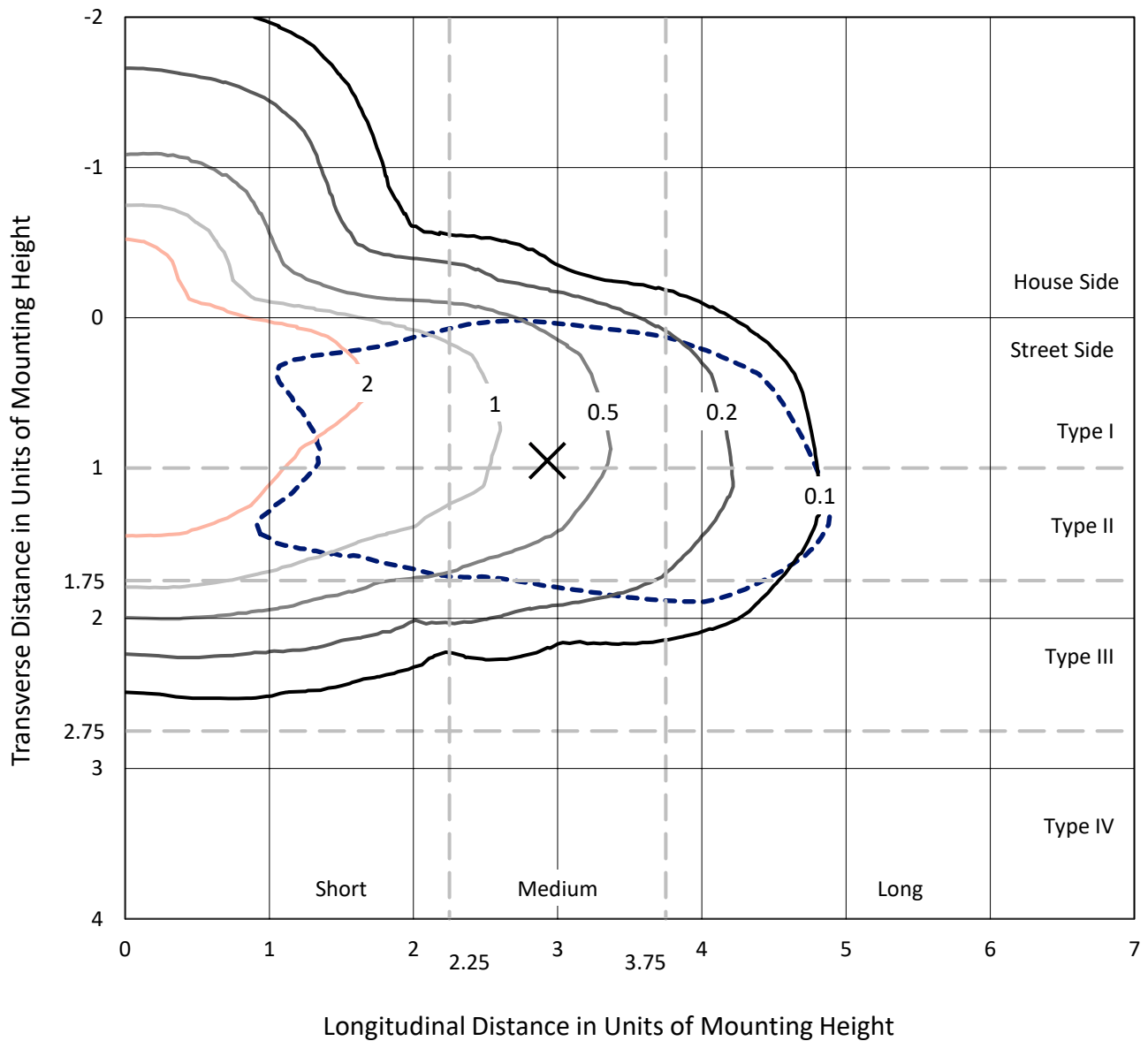
Input Watts (W): 128  
Input Voltage (V): NR  
Input Current (Ain): NR  
Voltage Rise (V): NR  
Power Factor: NR  
Total Harmonic Distortion (THDi): NR  
Frequency (hertz): 60  
Stabilization Time: NR  
Operation Time: NR  
Ambient Temperature (°C): NR  
Test Distance: 24 FT



REPORT NUMBER: P387151  
 CATALOG NUMBER: GWC-SA2D-827-U-T2

### Iso-Footcandle Lines of Horizontal Illumination

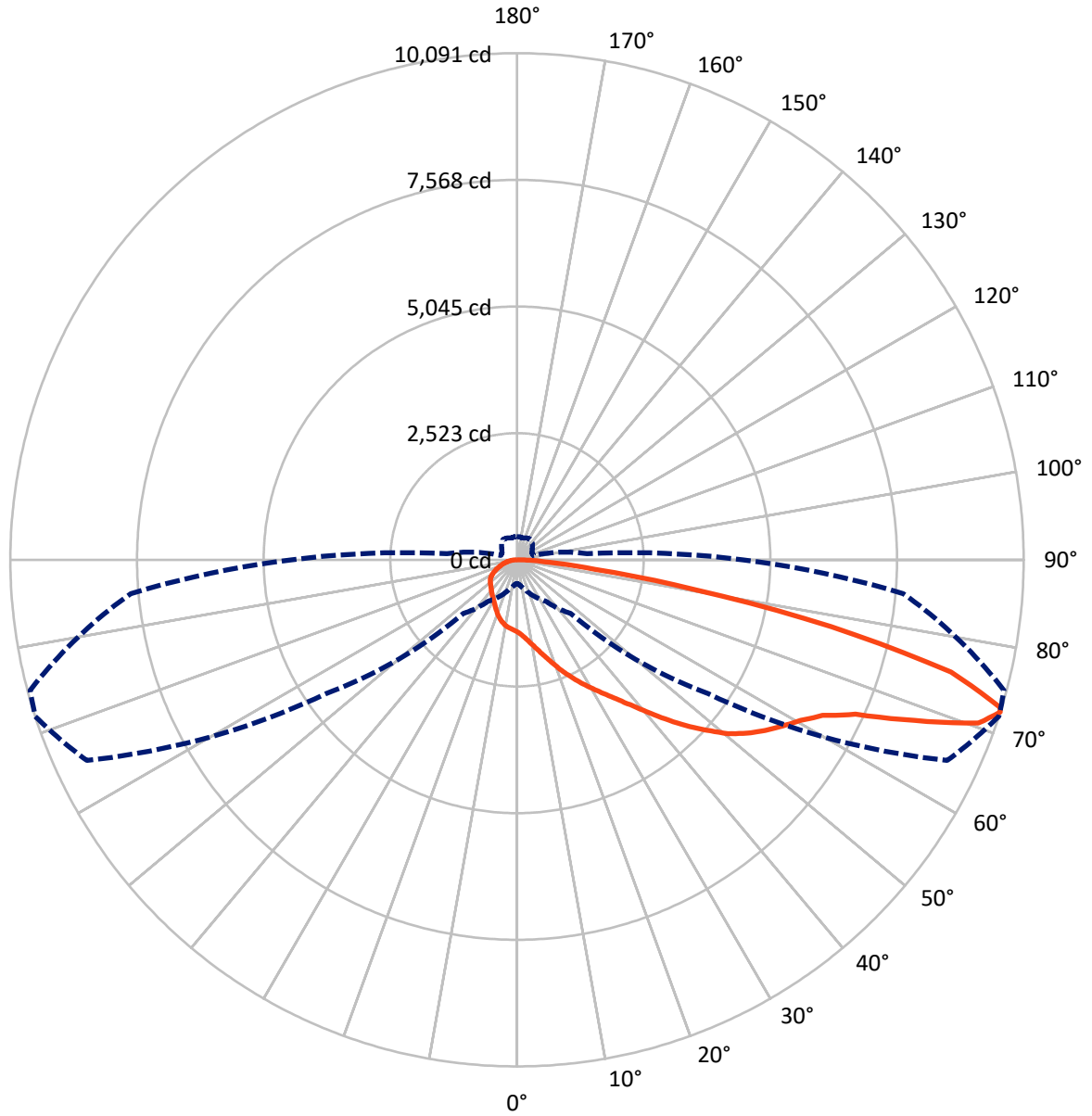
✕ Max cd  
 - - - 1/2 Max cd



Based on 20 foot mounting height. Maximum calculated value = 5 fc  
 Type III - Medium - N/A

REPORT NUMBER: P387151  
CATALOG NUMBER: GWC-SA2D-827-U-T2

### Luminous Intensity Polar Plot



— Vertical Plane Through 72-Deg Lateral    - - - Horizontal Cone Through 72-Deg Vertical

REPORT NUMBER: P387151

CATALOG NUMBER: GWC-SA2D-827-U-T2

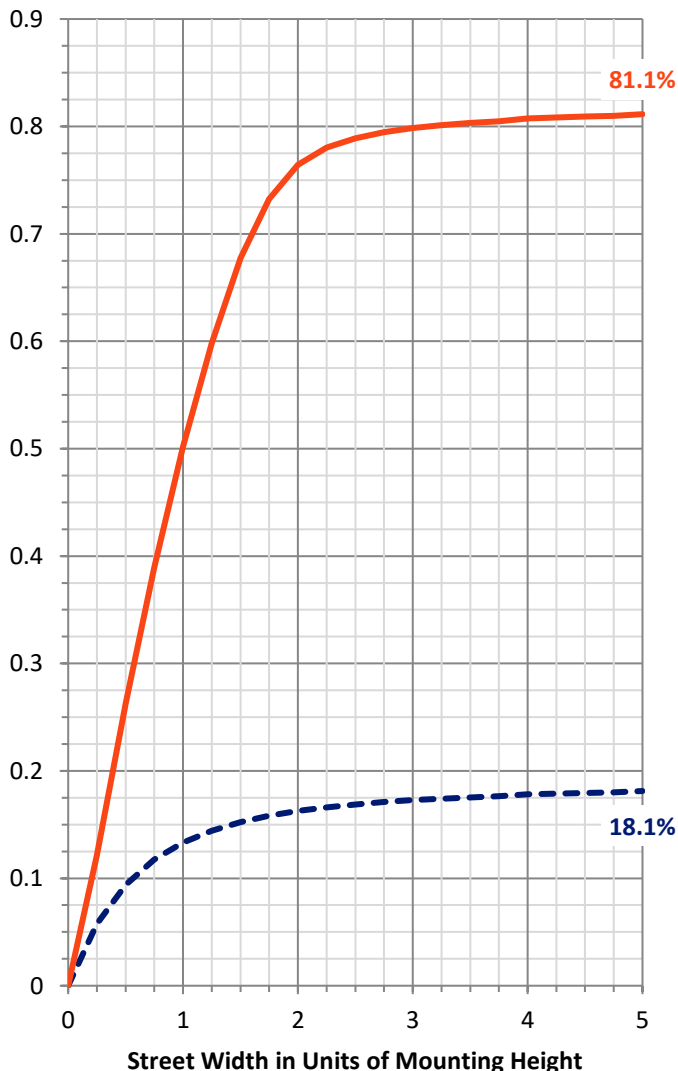
**FLUX DISTRIBUTION:**

		Downward	Upward	Total
<b>House Side</b>	Lumens	2167.1	0.0	2167.1
	% Fixture	18.6	0.0	18.6
<b>Street Side</b>	Lumens	9514.9	0.0	9514.9
	% Fixture	81.4	0.0	81.4
<b>Total</b>	Lumens	11682.0	0.0	11682.0
	% Fixture	100.0	0.0	100.0

**ZONAL LUMENS:**

Zone	Lumens	% Fixture
0°-10°	144.0	1.2
10°-20°	465.4	4.0
20°-30°	815.5	7.0
30°-40°	1209.1	10.4
40°-50°	1768.4	15.1
50°-60°	2433.3	20.8
60°-70°	2709.0	23.2
70°-80°	1835.6	15.7
80°-90°	301.7	2.6
90°-100°	0.0	0.0
100°-110°	0.0	0.0
110°-120°	0.0	0.0
120°-130°	0.0	0.0
130°-140°	0.0	0.0
140°-150°	0.0	0.0
150°-160°	0.0	0.0
160°-170°	0.0	0.0
170°-180°	0.0	0.0
0°-90°	11682.0	100.0
0°-180°	11682.0	100.0

**Coefficient of Utilization**



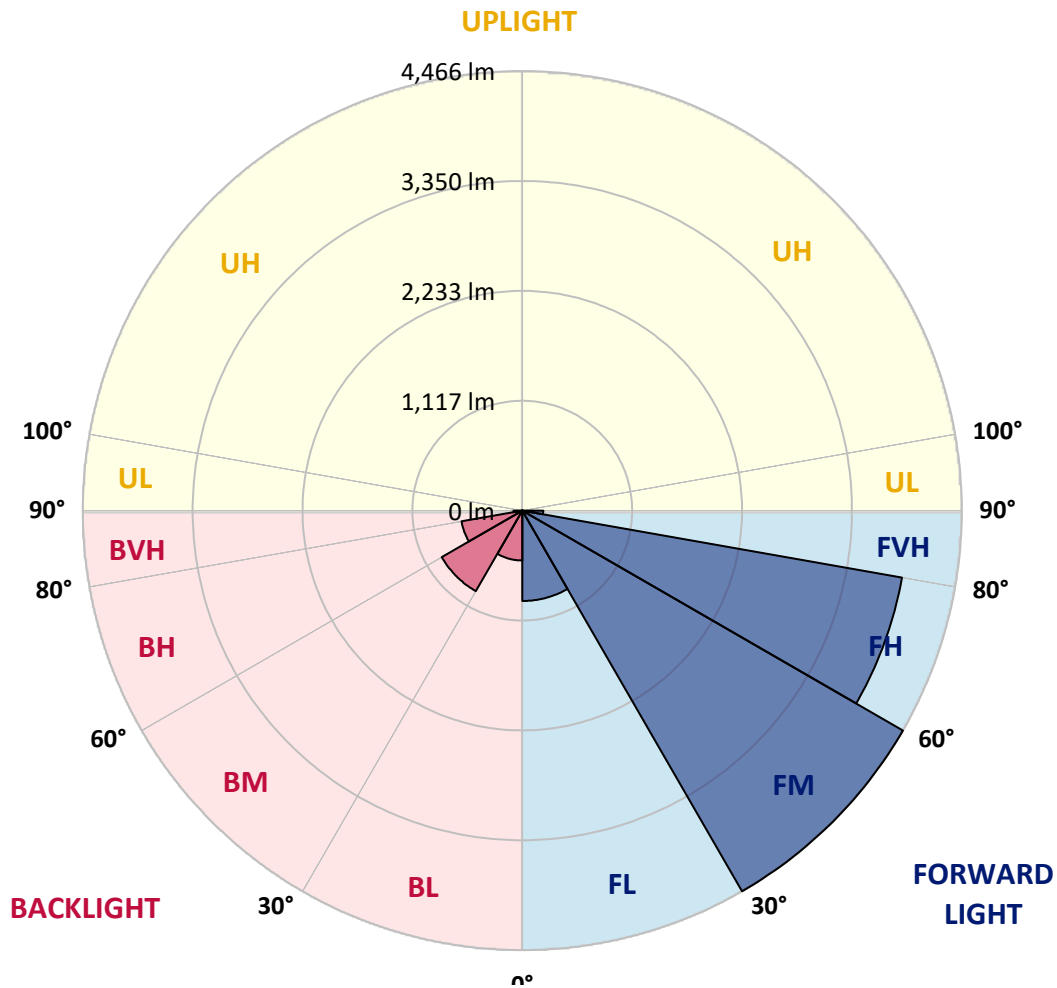
REPORT NUMBER: P387151

CATALOG NUMBER: GWC-SA2D-827-U-T2

**LUMINAIRE CLASSIFICATION SYSTEM LUMEN TABLE AND BUG RATING:**

Zone	Lumens	% Fixture	Zone Rating/Lumen Limit		
			B	U	G
FL (0°-30°)	918.3	7.9			
FM (30°-60°)	4466.2	38.2			
FH (60°-80°)	3917.7	33.5			G2/5000
FVH (80°-90°)	212.8	1.8			G2/225
BL (0°-30°)	506.6	4.3	B2/1000		
BM (30°-60°)	944.6	8.1	B1/1000		
BH (60°-80°)	627.0	5.4	B2/1000		G2/1000
BVH (80°-90°)	88.9	0.8			G1/100
UL (90°-100°)	0.0	0.0		U0/0	
UH (100°-180°)	0.0	0.0		U0/0	

**BUG Rating: B2-U0-G2**  
 Type III Medium





REPORT NUMBER: P387151

CATALOG NUMBER: GWC-SA2D-827-U-T2

**CANDELA DISTRIBUTION (FULL):**

	0°	5°	15°	25°	35°	45°	55°	65°	72°	75°	85°
0°	1437.2	1437.2	1437.2	1437.2	1437.2	1437.2	1437.2	1437.2	1437.2	1437.2	1437.2
2.5°	1587.6	1585.2	1576.8	1576.8	1560.7	1547.0	1521.3	1504.0	1483.4	1476.2	1452.1
5°	1741.3	1742.1	1731.6	1724.4	1700.7	1671.7	1627.9	1588.0	1548.2	1532.1	1482.6
7.5°	1870.4	1868.8	1866.0	1859.9	1837.8	1808.1	1748.9	1689.8	1631.1	1606.9	1521.7
10°	1953.3	1956.9	1959.3	1962.1	1952.9	1931.5	1875.6	1803.6	1726.8	1693.8	1568.3
12.5°	1995.1	2001.5	2012.8	2032.1	2047.4	2045.0	2004.3	1927.9	1836.6	1795.2	1626.6
15°	2019.6	2028.1	2045.8	2080.4	2123.4	2147.9	2137.1	2067.9	1966.1	1915.0	1697.8
17.5°	2034.9	2041.8	2069.1	2115.4	2179.3	2244.5	2273.0	2215.1	2112.5	2054.2	1779.5
20°	2045.4	2050.6	2084.8	2139.1	2222.0	2325.7	2405.4	2390.9	2273.8	2198.2	1864.8
22.5°	2068.7	2073.1	2105.7	2160.4	2252.1	2386.1	2532.9	2554.6	2444.0	2358.3	1956.1
25°	2133.9	2133.9	2161.2	2199.4	2285.5	2438.4	2640.7	2736.8	2617.8	2518.0	2040.5
27.5°	2258.2	2256.9	2267.0	2280.3	2345.4	2491.5	2736.8	2897.7	2798.0	2689.0	2122.6
30°	2405.4	2413.4	2414.6	2408.2	2438.8	2557.8	2825.7	3067.5	2979.4	2861.9	2206.7
32.5°	2594.8	2600.1	2594.0	2572.7	2568.3	2651.9	2913.0	3245.2	3175.7	3042.5	2283.5
35°	2835.4	2825.3	2806.4	2763.0	2721.5	2777.8	3012.8	3423.0	3396.1	3260.9	2389.3
37.5°	3093.2	3093.6	3070.3	2971.7	2914.6	2938.7	3150.3	3624.6	3662.8	3520.8	2524.8
40°	3299.9	3310.8	3325.3	3195.8	3121.8	3155.1	3325.3	3858.3	3978.1	3828.9	2701.4
42.5°	3444.4	3456.8	3497.8	3416.6	3339.8	3401.7	3531.2	4107.6	4332.1	4184.5	2908.2
45°	3597.2	3604.0	3633.0	3598.0	3548.9	3688.5	3763.3	4365.9	4706.6	4563.4	3139.5
47.5°	3758.1	3765.3	3795.1	3771.8	3746.0	3956.4	4005.5	4609.2	5065.4	4979.7	3386.4
50°	3956.8	3961.6	3989.8	3947.5	3955.6	4158.3	4221.9	4832.5	5441.5	5353.8	3634.2
52.5°	4227.9	4229.1	4268.1	4229.9	4192.1	4306.3	4408.1	5042.8	5736.3	5694.9	3882.0
55°	4440.3	4453.2	4581.1	4573.0	4551.3	4440.7	4563.8	5243.2	5999.4	6019.1	4145.0
57.5°	4304.7	4355.0	4614.1	4796.7	4974.5	4774.9	4774.1	5468.8	6243.9	6337.2	4434.3
60°	3770.2	3838.5	4220.3	4625.3	5181.6	5356.6	5211.0	5744.3	6490.9	6652.6	4796.7
62.5°	2692.6	2805.2	3322.5	3969.3	4897.6	5741.9	6099.9	6181.6	6826.8	7017.8	5267.7
65°	1361.2	1446.4	1880.1	2659.2	3913.0	5490.1	7066.1	7138.9	7410.4	7580.1	5992.9
67.5°	827.0	859.2	1070.8	1479.0	2398.9	4276.6	7381.4	8734.6	8539.9	8630.0	7027.1
70°	609.4	633.1	765.1	982.3	1379.7	2509.6	6413.7	9873.3	9745.4	9735.3	7791.3
72°	474.6	491.9	608.6	793.6	1008.8	1505.6	4648.6	9453.0	10090.5	10039.8	7721.3
72.5°	450.1	465.4	571.6	747.0	953.3	1364.8	4179.6	9169.4	10065.6	10042.6	7630.8
75°	354.4	365.2	423.2	577.6	746.1	774.3	2290.3	7105.9	8929.2	9300.5	6863.4
77.5°	293.2	294.8	325.4	420.3	581.6	547.4	1125.1	4930.2	6394.0	6802.2	4861.8
80°	238.9	240.9	255.4	294.8	440.0	405.1	534.2	2835.0	3579.9	3584.3	2312.1
82.5°	190.3	190.7	206.7	215.6	316.2	289.6	306.1	1331.0	1564.3	1504.8	831.0
85°	133.9	131.1	201.9	177.0	206.7	185.8	168.9	526.9	646.8	618.6	260.2
87.5°	44.6	46.3	89.7	114.6	120.7	105.4	75.2	201.9	244.2	242.1	82.5
90°	0.0	0.0	0.0	0.0	0.0	0.0	0.0	0.0	0.0	0.0	0.0



REPORT NUMBER: P387151  
 CATALOG NUMBER: GWC-SA2D-827-U-T2

**CANDELA DISTRIBUTION (continued):**

	90°	95°	105°	115°	125°	135°	145°	155°	165°	175°	180°
0°	1437.2	1437.2	1437.2	1437.2	1437.2	1437.2	1437.2	1437.2	1437.2	1437.2	1437.2
2.5°	1444.4	1431.6	1412.7	1391.7	1375.2	1358.4	1345.9	1339.4	1332.2	1326.2	1333.4
5°	1459.7	1435.6	1395.4	1355.9	1327.0	1301.2	1282.7	1273.1	1264.2	1258.2	1259.0
7.5°	1484.7	1445.6	1378.1	1320.5	1280.3	1252.6	1233.7	1227.2	1221.6	1220.0	1222.0
10°	1511.2	1453.7	1355.1	1278.7	1232.9	1209.9	1201.5	1205.9	1209.9	1213.5	1217.6
12.5°	1541.4	1460.9	1321.7	1229.6	1190.6	1181.8	1190.2	1209.5	1223.6	1232.1	1237.3
15°	1580.8	1467.4	1283.1	1180.6	1154.4	1164.5	1193.0	1226.4	1251.0	1266.6	1269.1
17.5°	1617.0	1467.0	1233.7	1131.1	1125.1	1154.4	1197.5	1244.5	1277.5	1299.6	1304.1
20°	1654.4	1456.1	1176.1	1082.8	1095.3	1143.6	1199.5	1256.2	1296.0	1321.7	1327.8
22.5°	1689.4	1437.2	1113.0	1039.0	1070.4	1129.1	1191.8	1249.3	1289.2	1310.1	1316.5
25°	1713.1	1404.2	1049.0	1002.0	1048.2	1111.4	1166.9	1213.1	1242.9	1253.4	1255.0
27.5°	1725.2	1361.2	988.7	969.8	1025.3	1082.4	1120.6	1143.6	1152.0	1151.2	1149.6
30°	1726.8	1304.5	936.8	943.6	998.8	1039.8	1057.9	1053.5	1042.6	1024.1	1025.7
32.5°	1721.6	1240.5	893.4	918.7	965.0	987.9	988.7	967.4	938.4	909.1	901.0
35°	1723.2	1177.7	855.2	890.6	923.9	934.0	924.7	893.4	853.9	816.1	808.1
37.5°	1740.9	1123.0	822.2	858.0	878.5	880.9	867.6	834.6	805.7	768.7	765.5
40°	1783.1	1084.0	790.8	821.4	833.0	834.2	815.3	792.0	794.4	774.7	774.3
42.5°	1859.1	1067.1	763.0	783.2	790.4	792.8	778.3	763.4	784.4	771.5	767.1
45°	1957.3	1071.2	739.7	745.7	759.0	770.3	761.4	743.3	751.4	695.5	677.0
47.5°	2070.7	1096.9	721.2	713.6	736.5	757.8	744.1	716.8	688.2	632.7	622.3
50°	2203.5	1136.7	704.3	681.8	712.0	740.9	727.2	688.2	645.2	618.2	614.6
52.5°	2341.8	1185.4	687.4	646.8	681.0	728.0	721.2	681.8	628.7	602.1	597.3
55°	2498.7	1234.5	666.1	606.2	647.6	722.0	718.4	658.5	616.2	601.3	597.7
57.5°	2693.8	1290.4	637.9	563.9	616.2	700.3	689.0	644.4	603.4	592.1	590.9
60°	2948.0	1372.8	597.3	518.9	578.0	666.9	664.5	623.9	582.8	574.8	573.2
62.5°	3329.3	1509.2	541.4	473.8	535.4	610.2	632.3	596.1	561.1	560.7	561.5
65°	3920.6	1714.3	480.7	434.4	492.3	562.3	594.9	567.6	539.0	547.0	548.2
67.5°	4606.0	1884.5	421.1	395.8	448.5	516.9	561.1	539.0	509.6	530.5	531.0
70°	4834.1	1732.4	368.9	357.6	403.0	473.0	524.5	507.6	477.9	498.8	496.8
72°	4498.6	1398.6	335.1	328.6	368.9	436.8	491.9	478.3	448.9	463.0	457.7
72.5°	4392.8	1333.4	326.6	321.4	359.6	427.6	483.5	471.0	441.7	453.7	448.9
75°	3918.6	1158.0	280.8	282.0	313.7	382.5	436.0	432.0	401.8	403.0	401.4
77.5°	2842.2	849.1	236.5	244.6	267.1	336.3	388.2	385.7	352.8	346.7	345.5
80°	1318.9	433.2	192.7	196.3	219.6	281.2	331.0	327.8	301.3	293.6	289.2
82.5°	451.7	205.9	144.8	147.2	170.1	226.5	287.2	285.2	263.1	248.2	238.9
85°	161.3	102.6	101.4	99.0	121.5	178.2	250.2	239.3	206.7	176.2	175.4
87.5°	52.3	43.8	52.3	51.9	70.8	120.7	181.8	154.9	150.0	124.7	122.3
90°	0.0	0.0	0.0	0.0	0.0	0.0	0.0	0.0	0.0	0.0	0.0



Signify Classified - Internal  
Cooper Lighting Solutions Photometric Lab  
1121 Highway 74 South  
Peachtree City, GA 30269

Scaled Data Report



Report Generated By 670245982

Signify Classified - Internal  
Cooper Lighting Solutions Photometric Lab  
1121 Highway 74 South  
Peachtree City, GA 30269

Scaled Data Report



Signify Classified - Internal  
Cooper Lighting Solutions Photometric Lab  
1121 Highway 74 South  
Peachtree City, GA 30269

Scaled Data Report



Signify Classified - Internal  
Cooper Lighting Solutions Photometric Lab  
1121 Highway 74 South  
Peachtree City, GA 30269

Scaled Data Report



Signify Classified - Internal  
Cooper Lighting Solutions Photometric Lab  
1121 Highway 74 South  
Peachtree City, GA 30269

Scaled Data Report



--- HS    — SS

Signify Classified - Internal  
Cooper Lighting Solutions Photometric Lab  
1121 Highway 74 South  
Peachtree City, GA 30269

Scaled Data Report



u

Signify Classified - Internal  
Cooper Lighting Solutions Photometric Lab  
1121 Highway 74 South  
Peachtree City, GA 30269

Scaled Data Report



Signify Classified - Internal  
Cooper Lighting Solutions Photometric Lab  
1121 Highway 74 South  
Peachtree City, GA 30269

Scaled Data Report



(END OF REPORT)